

# Chimney Covers Custom-Made Band-Around

## ALUMINUM OR STAINLESS STEEL

### ALUMINUM

Custom covers can be built to fit any size chimney. Aluminum is recommended for most applications to supply low cost and low maintenance protection.

### STAINLESS STEEL

Custom covers can be made for sizes up to 38" wide and 86" long. Stainless steel is recommended for use with wood, coal, or oil burning.



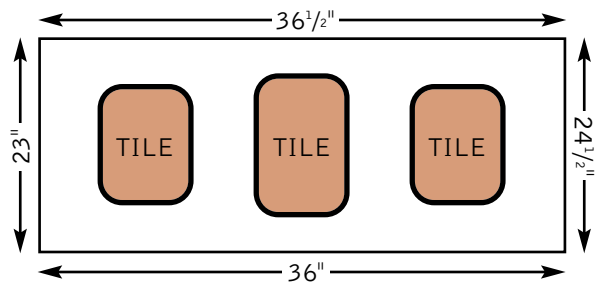
Covers are custom made to fit any chimney. The hood overhangs masonry approximately three inches on both the sides and ends. The cover attaches securely to chimney with 2 3/4" draw band. Four adjustable corner clamps provide ample flexibility for proper fit.

### HOW TO ORDER:

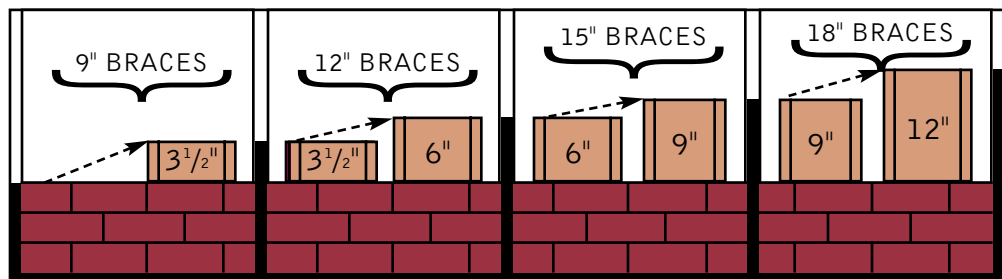
- 1) Measure the outside dimensions of all four sides of the top row of brick.
- 2) Measure the tile height from the top of the first row of brick, to the top of the tallest tile.

Any questions call: 1-800-325-7076

Example Top View



Standard 9" braces and expanded metal mesh are used when flue tile plus mortar height is 3 1/2" or less. If tile height is greater refer to the chart.



Information on Cement-On and Clamp-to-Tile Models Available Upon Request.

All Custom Covers Shipped Knocked-Down.

All Units  $\geq$  32" Width Will Be Shipped With a Minimum of 12" Mesh.

**Note:** In situations where Oil or Coal is burned, or when Wood/Pellets are used as primary source of heat, do not use Aluminum or Black-Painted Galvanized Steel Covers.

# Chimney Covers Custom-Made Skirt Type

## ALUMINUM, STAINLESS STEEL OR COPPER

### ALUMINUM

Custom covers can be built to fit any size chimney. Aluminum is recommended for most applications to supply low cost and low maintenance protection.

### STAINLESS STEEL

Custom covers can be made for sizes up to 38" wide and 86" long. Stainless steel is recommended for use with wood, coal, or oil burning.

### COPPER

Enhance the beauty of your home while protecting your chimney with a copper custom-made cover. Match your copper trim, gutters or awnings.



Aluminum Skirt Type Pictured

The hood overhangs masonry approximately one inch on both sides and ends. 4 $\frac{3}{4}$ " skirt protects cement crown from deterioration due to weather.

Eight stainless steel screws hold the cover securely onto the corners. This model requires that measurements be exact for all four sides of the chimney, since there is no adjustment in the skirt base.

Stainless Steel and Copper Skirt Type models have a slightly different appearance. Please visit our website for details.

#### HOW TO ORDER:

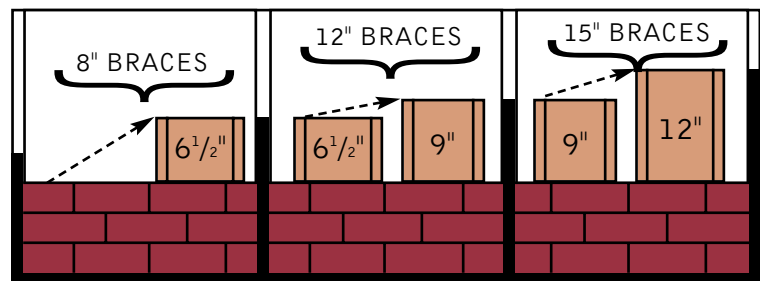
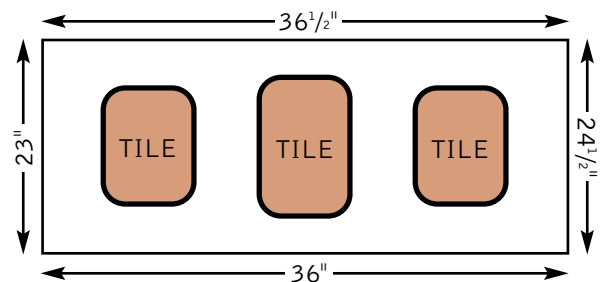
- 1) Measure the outside dimensions of all four sides of the top row of brick. We must have all four dimensions and they must be exact!
- 2) Measure the tile height from the top of the first row of brick, to the top of the tallest tile.

Any questions call: 1-800-325-7076

Information on cement-on and clamp-to-tile models available upon request. All custom covers shipped knocked-down.

Standard 8" braces and expanded metal mesh are used when flue tile plus mortar height is 6 $\frac{1}{2}$ " or less. If tile height is greater refer to the chart.

Example Top View



Information on Cement-On and Clamp-to-Tile Models Available Upon Request.

All Custom Covers Shipped Knocked-Down.

All Units  $\geq$  32" Width Will Be Shipped With a Minimum of 12" Mesh.

**Note:** In situations where Oil or Coal is burned, or when Wood/Pellets are used as primary source of heat, do not use Aluminum or Black-Painted Galvanized Steel Covers.